

## Who can benefit from the Endometrial Microbiome Test and what?

### Patients



- Women wishing to get pregnant (IVF patient)
- Women wishing to conceive in the future

Eg.

- Try to get pregnant
- Gather more information on pregnancy



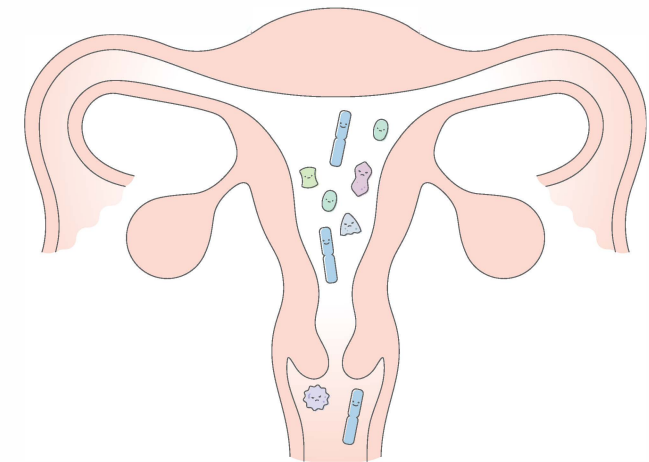
### Benefit

- Percentage of *Lactobacillus* spp.
- Endometrial Microbiota
- Existence of other bacteria

Note that this test cannot be used for diagnostic purposes.

## Endometrial Microbiome Test

Discover more about your pregnancy with the Endometrial Microbiome Test



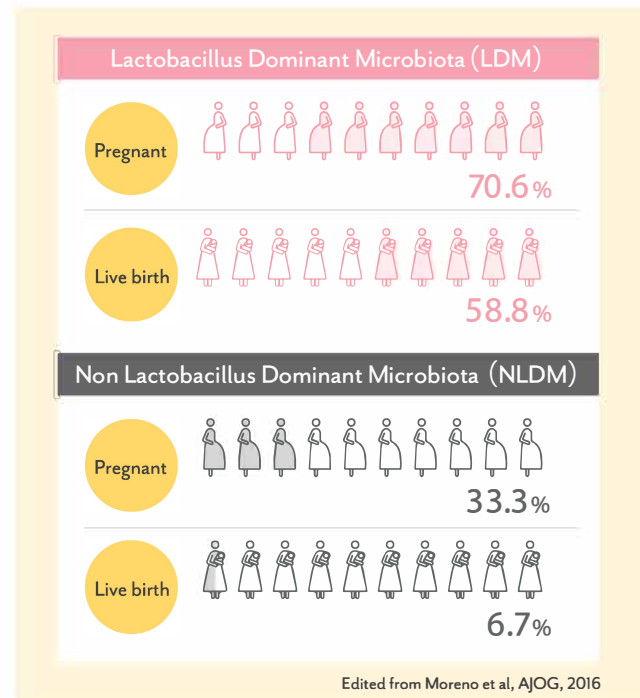
Address : DiverCity Tokyo Office Tower 21F,  
1-1-20 Aomi, Koto-ku, Tokyo, Japan  
Tel : +81-3-5422-6501  
Email : [info@varinos.com](mailto:info@varinos.com)  
URL : <https://www.varinos.com>

## What is Endometrial Microbiome Test?

Just like the skin microbiota (aggregation of various bacteria), many bacterial species coexist in the reproductive organs. Good bacteria such as *Lactobacillus* are known to protect the fetus from viral infections and pathogenic bacterial infections by creating an environment where other bacteria cannot multiply.

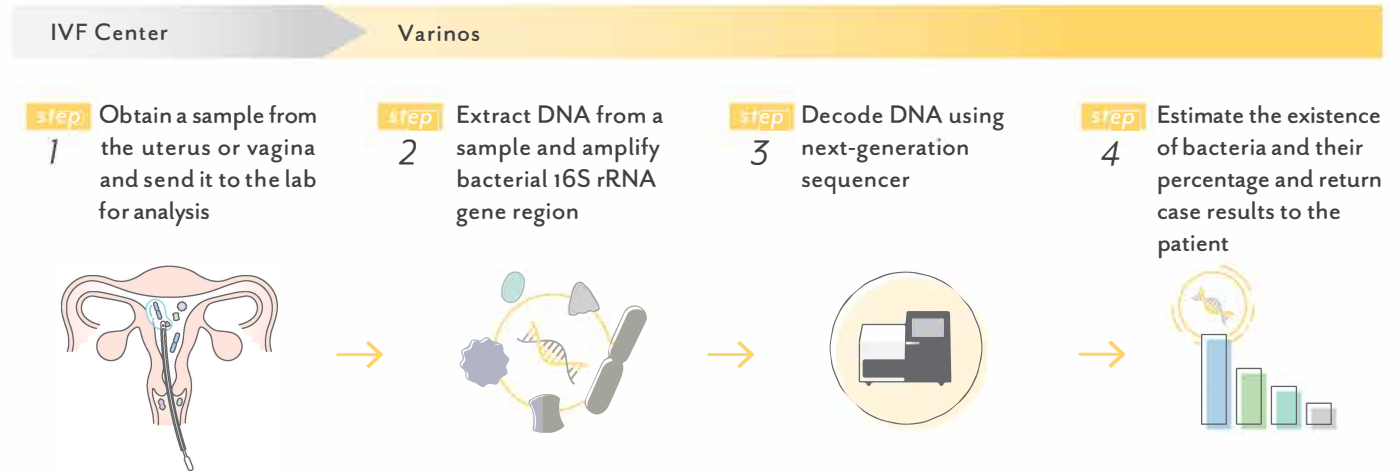
## Endometrial Microbiota and Pregnancy Results

According to the investigation at IVI Valencia Clinic, women having more than 90% of endometrial *Lactobacillus* (LDM) had higher pregnancy and live birth rates compared to women having a lower percentage of endometrial *Lactobacillus* (NLDM).

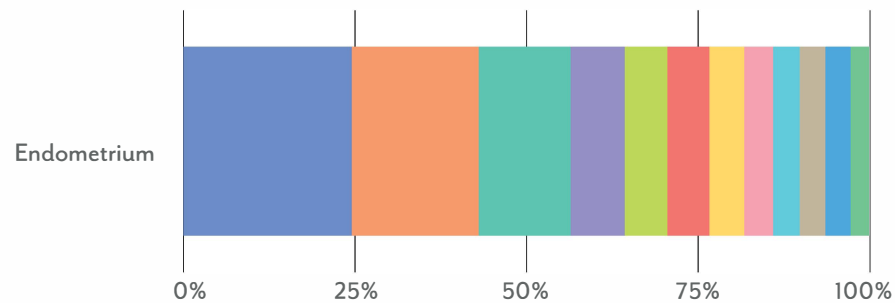


## Workflow of Endometrial Microbiome Test

The endometrial microbiome test examines the existence of *Lactobacillus* spp. in the endometrium or vagina, which is thought to be involved in implantation and pregnancy outcomes. The test uses a NGS (next-generation sequencer) to analyze the 16S rRNA genes of all bacteria present in the specimen to identify and estimate the percentage of bacteria present in the specimen. The percentage of other bacterial species including pathogenic bacterial species are also provided.



## Sample of Endometrial Microbiome Test Results



BACTERIAL NAME (GENUS)	PERCENTAGE
1 Lactobacillus	24.5%
2 Gardnerella	18.5%
3 Megasphaera	13.4%
4 Prevotella	7.9%
5 Actinomyces	6.2%
6 Enterococcus	6.1%
7 Atopobium	5.1%
8 Mycoplasma	4.2%
9 Dialister	3.9%
10 Sneathia	3.7%
11 Crostridium	3.7%
12 Ureaplasma	2.7%
13 Others	0.1%